ORDEM E PROGRESS
CNJ
CONSELHO
NACIONAL
DE JUSTIÇA
REPÚBLICA FEDERATIVA DO BRASIL

BRAZIL: 26 STATES AND 1 FEDERAL DISTRICT

ORGANIZATION AND COMPETENCES OF THE BRAZILIAN ELECTORAL JUSTICE

The Brazilian Electoral Justice is composed by:

Superior Electoral Court

Regional Electoral Court of Appeals

Electoral Judges

ELECTORAL DATA - 2009

SURFACE	8.547.403,5 km²
POPULATION	195.423.252
VOTERS	135.804.433
ELECTORAL PRECINCTS	403.798
VOTING STATIONS	94.560
ELECTORAL ZONES	3.073
MUNICIPALITIES	5.658

DATA July/2010

STATE OF MINAS GERAIS – 349 EZ – 853 MUNICIPALITIES

ELECTORAL DATA – STATE OF MINAS GERAIS - 2009

SURFACE	588.383,6 km²
POPULATION	20.033.665
VOTERS	14.522.090
PRECINCTS	44.901
VOTING PLACES	10.363
ZONES	350
MUNICIPALITIES	853

Dados de Novembro/2010

ELECTIONS IN NUMBERS – MINAS GERAIS (9/4/2008)

61.258	**Candidates** (Elections 2004)
1.615	**Candidates** (Elections 2006)
48.711	**Electronic Voting Machines**
1.352	**Technicians**
160.000	**Voters working**

HISTÓRICO



1986

A informatização teve início no ano de **1986**;
Recadastramento eletrônico de cerca de **70.000.000** de eleitores;

1995

Em **1995**, na presidência do Ministro **Carlos Velloso**, iniciaram-se os trabalhos de informatização do voto;
Uma comissão de informática, formada por consultores e técnicos do **TSE**, apresentou um protótipo da urna eletrônica.

1996

Planejou-se o voto eletrônico, nas eleições de **1996**, de cerca de **1/3** do eleitorado,

74.127 urnas eletrônicas

1998

Nas eleições de **1998**, votariam,eletronicamente, **2/3** terços,

152.370 urnas eletrônicas

2000

Finalmente, no ano **2000**,**todo o eleitorado votaria na urna eletrônica**.

300.428 urnas eletrônicas

ELECTORAL LOGISTICS IN A COUNTRY OF 8.547.403,5 km²

ELECTORAL LOGISTICS IN A COUNTRY OF 8.547.403,5 km²

ELECTORAL LOGISTICS IN A COUNTRY OF 8.547.403,5 km²



ELECTORAL LOGISTICS IN A COUNTRY OF 8.547.403,5 km²

MAKING AN ELETRONIC ELECTION

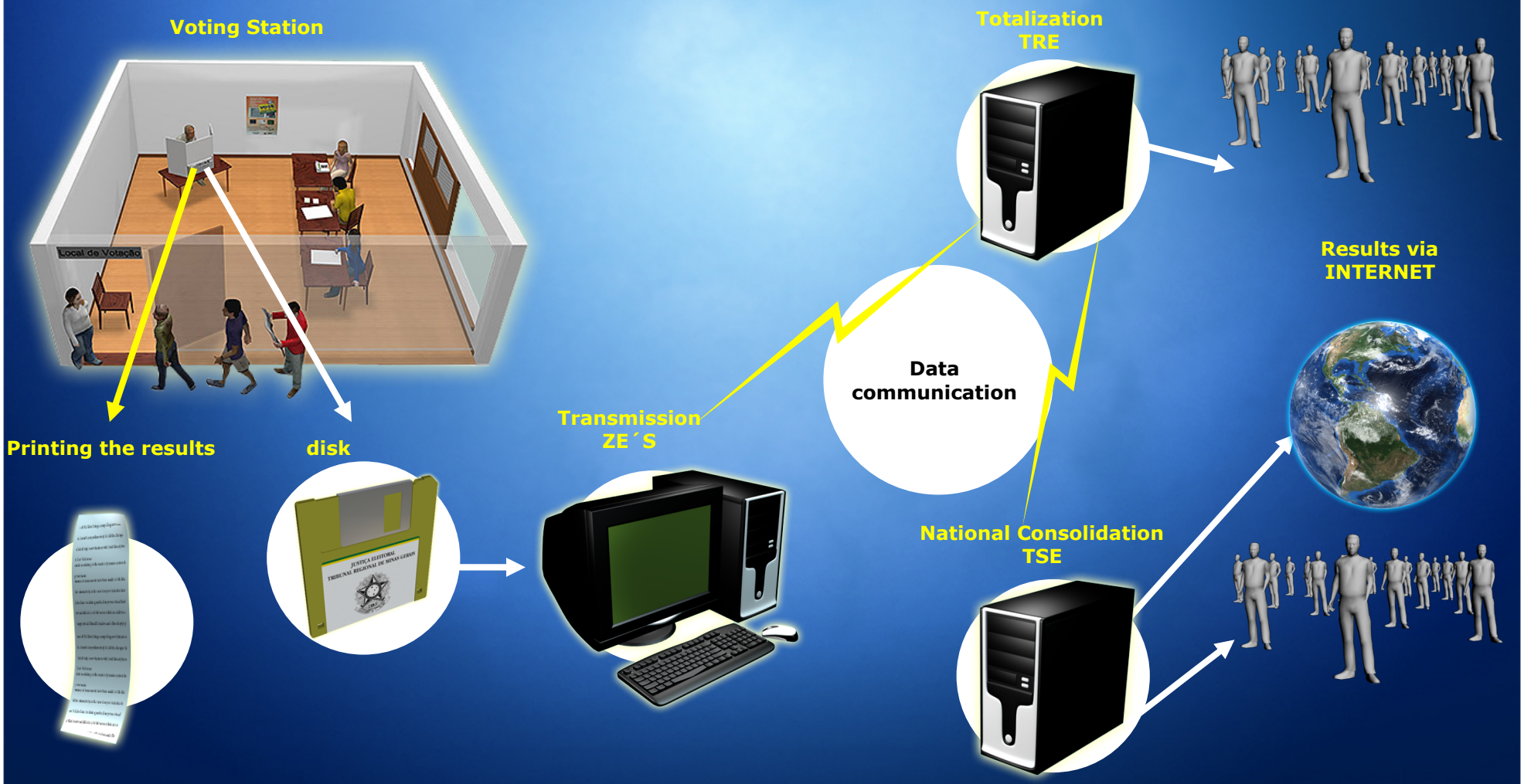

ELECTRONIC VOTING MACHINE

ELETRONIC VOTING MACHINE



ELETRONIC VOTING MACHINE

MODEL 2008



SECURITY / CONFIDENCE

RESULTS OF RECENT POLLS ABOUT THE ELECTORAL JUSTICE

- The Electoral Justice has **81,5% (2006), near 90% (2008)** and of the brazilian people's approval and reliability and a positive image of the Electoral Justice

HISTORIC EVOLUTION OF VOTER'S ID



1888

1933

1960

Provável Modelo do novo Título Eleitoral

PRESENT

FUTURE
??

MUITO OBRIGADO !

THANK YOU!

MERCI BEAUCOUP !

MUCHAS GRACIAS !

DANK JE WEL !

CNJ CONSELHO NACIONAL DE JUSTIÇA

REPÚBLICA FEDERATIVA DO BRASIL